

# C.A.T4™ and Genny4™

DETECT MORE, FASTER, SMARTER, SAFER



# In an ever more regulated industry, the next generation of Cable Avoidance Tools, C.A.T4™ and Genny4™, build on over 30 years of Cable Avoidance expertise to enable operators to find more buried utilities, faster.

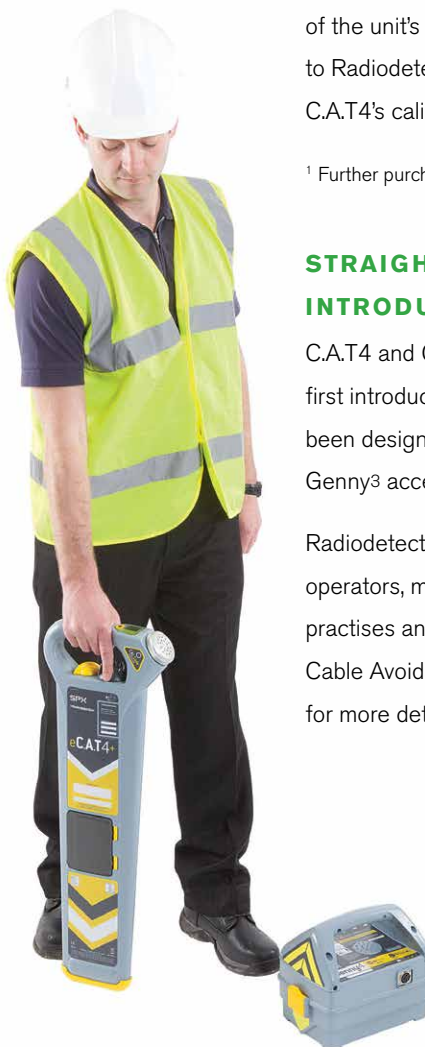
Two innovative tools, engineered to deliver a step change in capabilities with minimal change in work practices or training requirements.

## DETECT MORE, DETECT FASTER

The C.A.T4 Avoidance Mode™ lets the operator check an intended excavation area for Power, Radio and Genny4 signals, and pinpoint located utilities, in a single scan. The bargraph 'tidemark' enables the user to quickly spot and zero-in on a buried conductor.

The Genny4 provides a class-first simultaneous dual-frequency signal output. Alongside the familiar 33kHz signal for general purpose locates, the Genny4 transmits a specialised Small Diameter Locate frequency which facilitates location of utilities such as telecoms and street lighting, including spurs. For difficult locates, the Signal Boost function enables the Genny4 signals to travel further and deeper, and couple onto utilities more easily.

C.A.T4's Dynamic Overload Protection feature automatically filters out high levels of interference, allowing operators to continue working even in electrically noisy areas such as substations and under high-voltage cables – and requires no input from the operator.



## DIG MORE SAFELY

As a safety critical tool, C.A.T4 and Genny4 offer a number of features designed to support safe working and help to drive utility strike rates down.

eC.A.T4™ series units feature on-board data acquisition to aid in identifying training needs, while the SWING™ warning alerts the operator to incorrect usage patterns, encouraging corrective action.

All C.A.T4 units are equipped with Radiodetection's proprietary eCert™ technology, which provides a comprehensive assessment of the unit's hardware and software using an internet connection to Radiodetection,<sup>1</sup> and can be used to extend the validity of the C.A.T4's calibration certificate on-demand.

<sup>1</sup> Further purchase may be required.

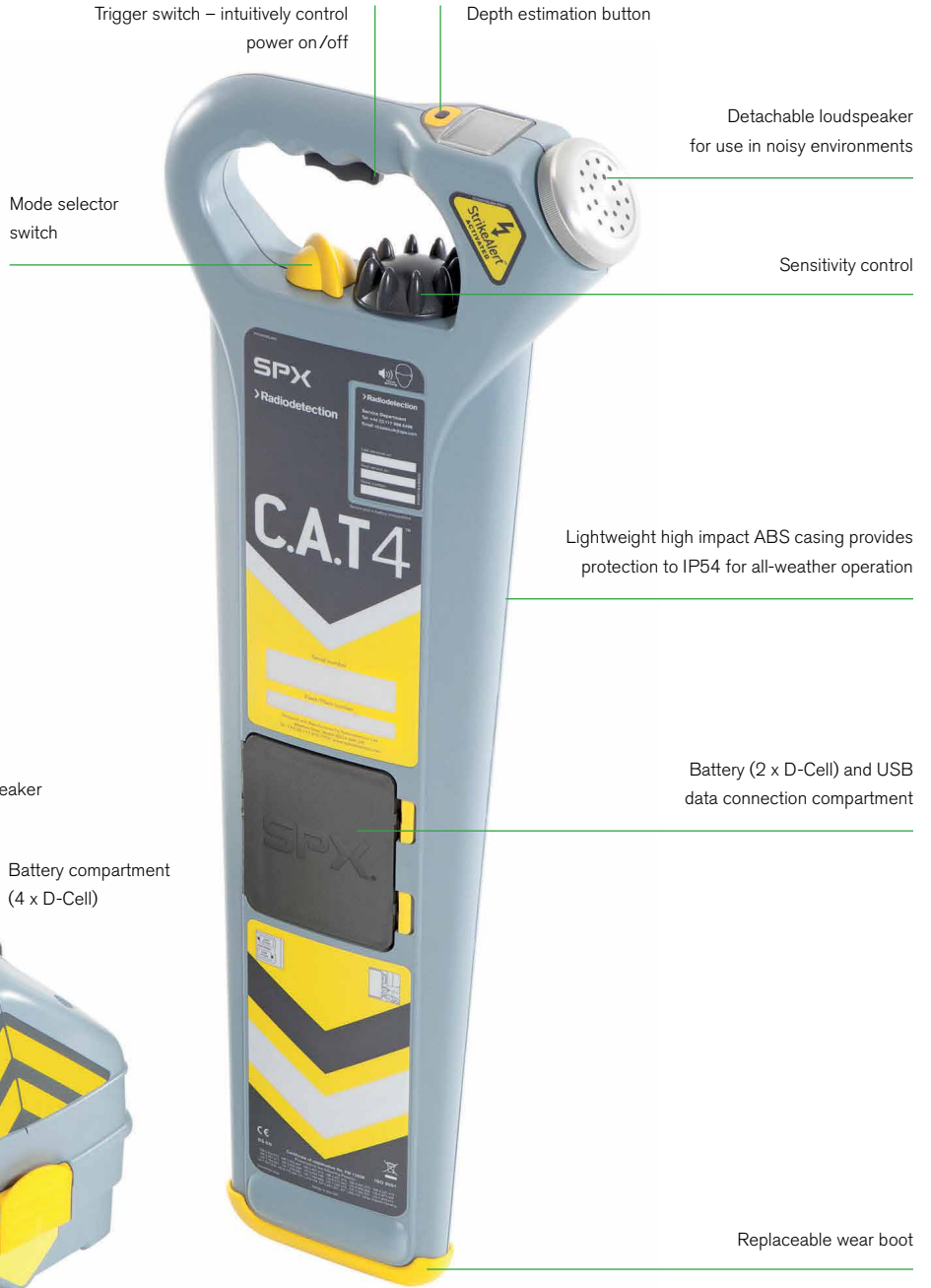
## STRAIGHTFORWARD OPERATION AND INTRODUCTION

C.A.T4 and Genny4 retain the familiar C.A.T operating interface first introduced by Radiodetection in the mid-1980s and have been designed for full reverse-compatibility. For example, all Genny3 accessories are compatible with Genny4.

Radiodetection offers comprehensive training options for operators, managers and trainers to promote best working practises and supports management of those responsible for Cable Avoidance. Contact your local office or representative for more details.

**C.A.T4 Cable Avoidance Tool range**

Next-generation digital design with the classic Radiodetection C.A.T look and feel.



Trigger switch – intuitively control power on/off

Depth estimation button

Detachable loudspeaker for use in noisy environments

Mode selector switch


Sensitivity control

Lightweight high impact ABS casing provides protection to IP54 for all-weather operation

Battery (2 x D-Cell) and USB data connection compartment

**Genny4 signal generator**

Locate more, and smaller, utilities with dual power and simultaneous dual frequency design.



On/off switch

Loudspeaker

Battery compartment (4 x D-Cell)

Signal boost button

Accessory connection socket

Accessory storage tray

Replaceable wear boot



**Accessory storage tray**

Conveniently store Genny4 accessories, including the supplied magnet, earth stake and direct connection leads.

**High contrast display with auto-backlight**

Bargraph 'tidemark' enables operators to quickly spot and zero-in on a buried conductor.

**High speed USB 2.0 data connection**

Connect to a PC to configure C.A.T settings, run an eCert™, and to rapidly transfer usage data from eC.A.T4 series locators.



## DYNAMIC OVERLOAD PROTECTION

High levels of electrical interference, as found around substations and near high-voltage transmission cables, can overload sensitive electronics. Dynamic Overload Protection automatically filters this interference out, enabling C.A.T.4 to continue locating where other units struggle.

## FAMILIAR TO OPERATE

Minimal retraining needs, maintains the classic C.A.T look and operation.



## GENNY4

Designed to help locate further and deeper, including utility spurs, thanks to signal boost and simultaneous dual frequency design.

## DATA ACQUISITION / LOGGING

On-board memory allows over a year's worth of data<sup>2</sup> to be stored on eC.A.T.4 series products. This data can be backed-up to a PC at any time, giving virtually unlimited record keeping for the life of the product. Retrieved data can be analysed, either locally or remotely, to aid in ensuring compliance and identifying training requirements.

### Factors logged include:

- Mode of use
- Date and time of survey
- Angle of use
- Bargraph readout
- Depth measurements made
- Last /next calibration date
- Genny / Power / Radio signal strengths
- StrikeAlert / SWING warning statuses
- Audio status
- Sensitivity control setting
- Battery status
- Dynamic Overload Protection /signal overload status

<sup>2</sup> Based on 8 hours use per day, 5 days per week.

## ECERT™ – REMOTE CALIBRATION VALIDATION

eCert™ remote calibration testing offers an innovative calibration option intended to form part of an annual service regime. Activated through the C.A.T Manager PC software, eCert provides a fast, thorough and convenient test of the key locating circuitry within C.A.T.4, and validates the results against the original factory calibration using an internet connection to Radiodetection. Following an eCert test pass, a Radiodetection Calibration Certificate for that C.A.T.4 can be printed or saved.

For a complete maintenance package, Radiodetection also offers exhaustive factory-backed service and recalibration options including full mechanical integrity inspection and function testing.

## SMALL CABLE LOCATING

Simultaneous dual frequency and simple, intuitive, locating methods assist C.A.T.4 and Genny4 users to locate Small Diameter cables such as telecom twisted pairs, CATV feeds, spurs and drop-offs which have historically been hard to find and a common strike risk.



## SERVICE DUE INDICATOR AND CALSAFE™

Annual service and calibration is key to ensuring that C.A.T operators can work safely and with confidence in their equipment. To support this, eC.A.T.4 units provide a 31-day Service Due countdown warning on start-up.



CALSafe™ – enabled units can be set to automatically deactivate on expiry of the defined calibration interval, to help ensure compliance with individual company policies.

The interval required between services can be customised using the C.A.T Manager software to anything up to one year.

## SWING™ WARNING

Radiodetection C.A.Ts are designed to respond exceptionally fast to even the smallest detectable underground signals. Radiodetection's research into underground signal detection has shown that the ability of an operator to identify these buried utilities is directly affected by careless working practices such as excessive or rapid swinging.

To further reduce utility strike risks, eC.A.T4 units are equipped with sensors to detect such incorrect usage and warn the operator with an alert that is also stored in the data log.

## AVOIDANCE MODE™

Avoidance Mode speeds the process of pre-dig scanning by searching for Power, Radio and Genny signals simultaneously. C.A.T4 Avoidance Mode offers fully controllable responses, allowing operators to rapidly pinpoint a buried utility and trace it across an area. Real Sound audio enables operators to differentiate between individual signals and utilities to maximise locate speed whilst maintaining safety.



## C.A.T MANAGER SOFTWARE

C.A.T4 locators are supported with the dedicated C.A.T Manager program. This Windows® PC application allows plant, fleet and site managers to quickly download usage data<sup>3</sup>, perform an eCert test, upgrade C.A.T4 software or send a service request.

To match working preferences, C.A.T Manager can deactivate or reactivate C.A.T4 features such as depth estimation and warnings.

User-editable fields enable plant / fleet codes and other details to be stored on the unit, simplifying records and traceability.

## REAL SOUND

The audio signals emitted by the C.A.T4 are derived from the signals detected. Radio, Power and both Genny signals can be easily distinguished from each other and from background noise, helping identification of target utilities and aiding differentiation of closely co-located utilities.

<sup>3</sup> eC.A.T4 and eC.A.T4+ only

## Operating modes

### Avoidance Mode™

Simultaneously search for and pinpoint Genny, Power and Radio signals for rapid surveying.



### Genny mode

Detects the signals transmitted by Genny4, with on-demand estimation of the depth<sup>4</sup> of buried utilities.



### Power mode

Detects the electromagnetic fields generated by loaded power cables.



### Radio mode

Detects long-range radio signals as they travel along buried cables and pipes.



### StrikeAlert™ Warning

Warns of shallow buried utilities, improved in C.A.T4 to reduce false alerts.



### SWING™ Warning

Ground-breaking feature warns operators of incorrect usage to promote best working practises<sup>5</sup>.



<sup>4</sup> C.A.T4+ and eC.A.T4+ only

<sup>5</sup> eC.A.T4 and eC.A.T4+ only



## GENNY4 SIGNAL BOOST

Alongside its familiar standard power mode, Genny4 provides a Signal Boost feature which increases the output signal by up to a factor of 10, enabling operators to locate utilities deeper and over greater distances.

## OPTIONAL ACCESSORIES

Genny4 accessories are designed to transmit locate signals along most infrastructure types, including non-conductive targets such as plastic ducts and ceramic pipes, including:

### Signal clamps

Place around a pipe or cable (up to 220mm diameter) to couple Genny4 signals onto a cable or pipe without interrupting the supply.



### Mouse

Self-contained signal transmitter which can be attached to a push-rod to allow detection and tracing of non-metallic pipes or ducts.



### Live plug/cable connectors

Connect Genny4 signals directly onto power distribution systems without needing to isolate the supply first.



### FlexiTrace™

Highly flexible 50m and 80m pushrods with integrated sonde, powered by the Genny4, designed to trace non-metallic pipes as narrow as 15mm.



### High strength Neodymium magnet<sup>6</sup>

Easily couple Genny4 signals onto buried utility cables via steel and iron street furniture such as lampposts, even many coated designs, with Genny4's new dual frequency design.



Signal clamping



Small diameter cable tracing techniques











Neodymium magnet

Genny4 accessories are reverse compatible with Genny3. For more information on the wide range of accessories available, contact your local Radiodetection office, or visit [www.radiodetection.com](http://www.radiodetection.com)

<sup>6</sup> Supplied as standard with a Genny4



	C.A.T4	C.A.T4+	eC.A.T4	eC.A.T4+
 Avoidance Mode™ (R)	●	●	●	●
 Genny™ signal locate (G)	●	●	●	●
 Power signal locate (P)	●	●	●	●
 Radio signal locate (R)	●	●	●	●
Small Diameter Locate frequency	●	●	●	●
eCert™	●	●	●	●
Dynamic Overload Protection	●	●	●	●
Depth estimation		●		●
 StrikeAlert™	○	○	○	○
Usage data logging			●	●
 Service due indicator			●	●
 SWING™ warning			●	●
 CALSafe™			○	○

● Standard ○ Option

C.A.T4 RANGE		LOCATING DEPTH GUIDE (M/YDS)	
LOCATE PERFORMANCE	SENSITIVITY @ 1M	GOOD CONDITIONS	POOR CONDITIONS
Power signals	3 mA	3	2
Radio signals	25 µA	2	1
Genny4 signals	5 µA	4	2
Dynamic range		120dB @ 10 Hz	
Dynamic Overload Protection		40 dB @ 50Hz (automatic)	
Locate accuracy		± 10% of depth	
Depth accuracy (on undistorted signal and with no adjacent signals)		Line: 5% 0.1 m to 3 m (4in to 10 ft), Sonde: 5% 0.1 m to 7 m (4 in to 16 ft)	
Operating temperature range		-20°C to +50°C.	
Environmental protection		IP54	
Batteries		2 x LR20 (D) 1.5 V alkaline Compatible with D type NiMH rechargeable batteries	
Data interface		USB 2.0	
Recommended service interval		1 year	
Warranty		12 months from purchase	

eC.A.T4 Range only:	Data storage capacity	2Gb
	Calibration due warning	Countdown from 31 days before due

GENNY4	
Signal output power	0.1W
Signal boost output power	1.0W
Induction mode signal characteristic	33kHz
Direct connection/clamp signal characteristic	33 kHz & Small Diameter Locate frequency Automatic impedance matching on connection
Batteries:	4 x LR20 (D) 1.5V alkaline
Warranty:	12 months from purchase

C.A.T4 and Genny4 are designed and manufactured in the UK under ISO9001 certified conditions



## DATA ACQUISITION

Log and save key eC.A.T4 usage parameters, recorded at 1-second intervals.



## ECERT

On-demand, thorough test over the internet of the C.A.T4 locating circuitry, backed with a Radiodetection Certificate of Calibration.

# C.A.T4 and Genny4

**DETECT MORE, FASTER,  
SMARTER, SAFER**



## Global locations

### USA

#### SPX Global Headquarters

13515 Ballantyne Corporate Place  
Charlotte, NC 28277, USA  
Tel: +1 704 752 4400  
[www.spx.com](http://www.spx.com)

#### Radiodetection

28 Tower Road, Raymond, Maine 04071, USA  
Tel: +1 (207) 655 8525  
Toll Free: +1 (877) 247 3797  
Fax: +1 (207) 655 8535  
[rd.sales.us@spx.com](mailto:rd.sales.us@spx.com)  
[www.radiodetection.com](http://www.radiodetection.com)

#### Pearpoint

39-740 Garand Lane, Unit B  
Palm Desert, CA 92211, USA  
Tel: +1 800 688 8094  
Tel: +1 760 343 7350  
Fax: +1 760 343 7351  
[pearpoint.sales.us@spx.com](mailto:pearpoint.sales.us@spx.com)  
[www.radiodetection.com](http://www.radiodetection.com)

#### Radiodetection (Canada)

344 Edgeley Boulevard, Unit 34  
Concord, Ontario L4K 4B7, Canada  
Tel: +1 (905) 660 9995  
Toll Free: +1 (800) 665 7953  
Fax: +1 (905) 660 9579  
[rd.sales.ca@spx.com](mailto:rd.sales.ca@spx.com)  
[www.radiodetection.com](http://www.radiodetection.com)

### EUROPE

#### Radiodetection Ltd. (UK)

Western Drive, Bristol BS14 0AF, UK  
Tel: +44 (0) 117 976 7776  
Fax: +44 (0) 117 976 7775  
[rd.sales.uk@spx.com](mailto:rd.sales.uk@spx.com)  
[www.radiodetection.com](http://www.radiodetection.com)

#### Radiodetection (France)

13 Grande Rue, 76220, Neuf Marché, France  
Tel: +33 (0) 2 32 89 93 60  
Fax: +33 (0) 2 35 90 95 58  
[rd.sales.fr@spx.com](mailto:rd.sales.fr@spx.com)  
<http://fr.radiodetection.com>

#### Radiodetection (Benelux)

Industriestraat 11  
7041 GD 's-Heerenberg, Netherlands  
Tel: +31 (0) 314 66 47 00  
Fax: +31 (0) 314 66 41 30  
[rd.sales.nl@spx.com](mailto:rd.sales.nl@spx.com)  
<http://nl.radiodetection.com>

#### Radiodetection (Germany)

Groendahlscher Weg 118  
46446 Emmerich am Rhein, Germany  
Tel: +49 (0) 28 51 92 37 20  
Fax: +49 (0) 28 51 92 37 520  
[rd.sales.de@spx.com](mailto:rd.sales.de@spx.com)  
<http://de.radiodetection.com>

### ASIA-PACIFIC

#### Radiodetection (Asia-Pacific)

Room 708, CC Wu Building  
302-308 Hennessy Road, Wan Chai  
Hong Kong SAR, China  
Tel: +852 2110 8160  
Fax: +852 2110 9681  
[rd.sales.asiapacific@spx.com](mailto:rd.sales.asiapacific@spx.com)  
[www.radiodetection.com](http://www.radiodetection.com)

#### Radiodetection (China)

Room 5-10, Workshop 4  
No. 10 Zhenggezhuang Village  
Beiqijia Town, Changping District  
Beijing 102209, China  
Tel: +86 (0) 10 8178 5652  
Fax: +86 (0) 10 8178 5662  
[rd.service.cn@spx.com](mailto:rd.service.cn@spx.com)  
<http://cn.radiodetection.com>

#### Radiodetection (Australia)

Unit H11, 101 Rookwood Road,  
Yagoona NSW 2199, Australia  
Tel: +61 (0) 2 9707 3222  
Fax: +61 (0) 2 9707 3788  
[rd.sales.au@spx.com](mailto:rd.sales.au@spx.com)  
[www.radiodetection.com](http://www.radiodetection.com)

Radiodetection is a leading global developer and supplier of test equipment used by utility companies to help install, protect and maintain their infrastructure networks. Radiodetection is a unit of SPX (NYSE: SPW), a global Fortune 500 multi-industry manufacturing company. With headquarters in Charlotte, N.C., SPX has 14,000 employees in more than 35 countries worldwide. Visit [www.spx.com](http://www.spx.com).

© 2014 Radiodetection Ltd. All rights reserved. Radiodetection is a subsidiary of SPX Corporation. SPX, the green ">" and "X" are trademarks of SPX Corporation, Inc. Radiodetection, C.A.T, Genny and StrikeAlert are either trademarks of Radiodetection in the United States and/or other countries. Due to a policy of continued development, we reserve the right to alter or amend any published specification without notice. This document may not be copied, reproduced, transmitted, modified or used, in whole or in part, without the prior written consent of Radiodetection Ltd.